

2026

EK
CHAIN



ThreeD®



ThreeD LUXE®



TEAM STYLO BIKE YAMAHA MOTO2 JUNIOR

TECHNICAL CATALOG

COMPANY HISTORY

Company Name	ENUMA CHAIN MFG. CO. LTD.
Company Address	Kaga city, Ishikawa, Japan
Founded Year	March 31 st , 1941 (84 years)
Products	Roller chain and conveyor equipment Motorcycle drive chains
Number of Employees	218 (February 21 st th , 2025)



EK Chain factory / Head office

- ◆ The first in the world to develop and mass-produce motorcycle sealed chains in 1974
- ◆ EK chain is used as an original equipment chain by Kawasaki



ThreeD Chain is equipped Kawasaki H2

BRAND LINEUP



Superior performance for all riders

The ThreeD LUXE chain is a new product that inherits the ThreeD concept and appearance while being designed for optimal use in motorcycle ranging from 250cc to 1100cc.



Cutting-edge technology and beauty

ThreeD Chain is a super high performance chain that adds the added value of customization to motorcycle chains, and was created by applying the latest precision forging technology to the chain. It continues to fascinate many people with its unprecedented texture and high performance.

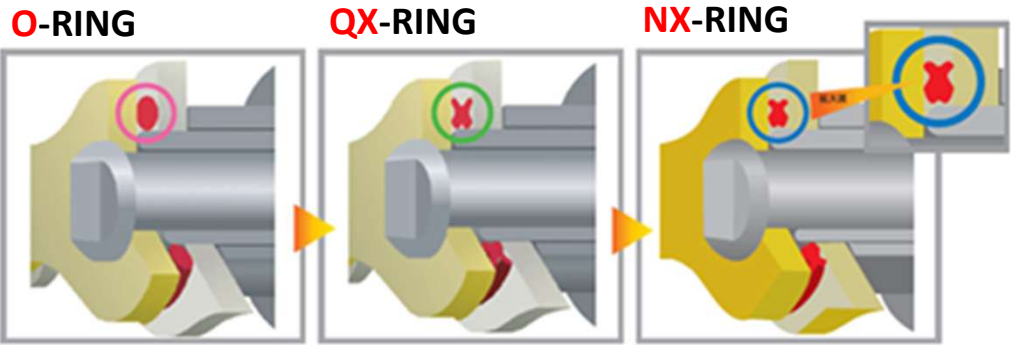


More than 80 years of history proves our reliable manufacturing

EK Chains combine the strength and flexibility required of a chain, and one of their features is the perforated plate that achieves both high strength and light weight. EK Chains offers wide range of colors to customize your motorcycle.




SEAL RING LINEUP




EK Chain was the first in the world to develop and mass-produce sealed chains for motorcycle in 1974. The motorcycle that was originally fitted with this chain was the Kawasaki Z750 four. A seal ring not only keeps grease inside of chain's parts but also prevents mud and water from coming into inside of chain. Our current sealed chains use three different seals, O-ring, QX ring and NX ring.

O-RING




O-ring was used on our 1st developed sealed chain back to 1974, and it is still used on our SRO sealed chain.

QX-RING



QX ring is a 2nd generation of seal. Its unique X-shapes keeps grease inside better than O-ring chain and makes chain's life longer.

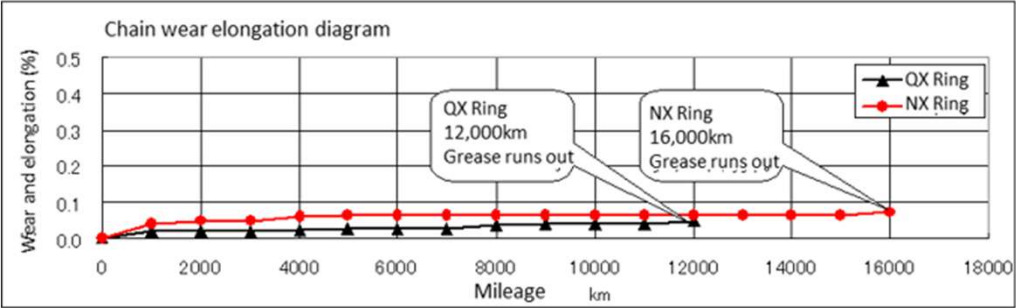
NX-RING



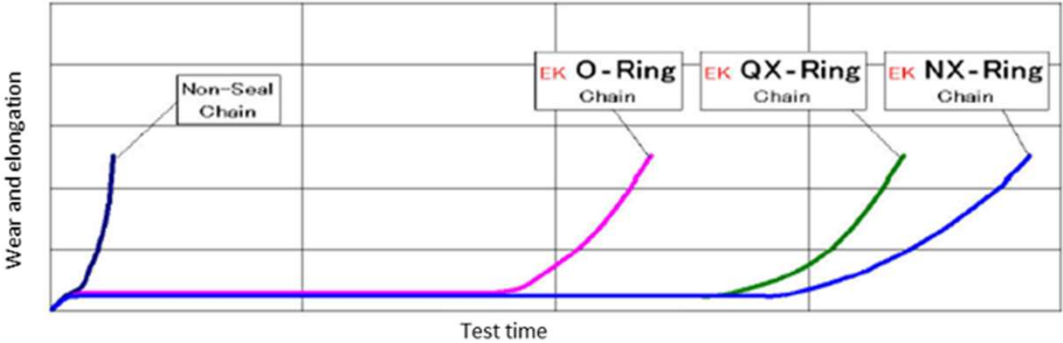
The NX ring is narrower than QX ring. It makes pin width narrower, lighter and increase strength, to achieve a longer life. The NX-ring is used on our high-quality chains.

TYPE	Grade	Features
QX	SRX, MVXZ, 428ZVX, DEX, 415RRX	More durable than X rings, EK standard seals.
NX	3DZN, 3DL, 3D-SPR/VG/R/RV, LMX, ZVX3, RRS, 520RRX	Thinner and 15% more durable than QX rings for high spec chains.

Chain wear elongation diagram



Comparison of wear elongation





STREET & SUPER SPORT

ZN SERIES 520 / 525 / 530

**2026 NEW
PRODUCT**

**Forged
Plate**

**Increased
efficiency**

**Light
Weight**

**Plate
Hole**

**Chamfered
Outer Plate**

**Chamfered
Inner Plate**

Reinforced

**NX
Ring**

= Features =

- Premium, high-performance motorcycle chain with added custom value.
- Cold-forged and chamfered outer and inner plates for maximum lightness and durability.
- Drilled holes on pins for lightness.
- **Equipped NX rings for longer life than previous models.**
- Available in Chrome, Gold and Black/Gold colors.
- Designed for use on 1000 - 1400cc super sport bikes.
- Available in 520, 525 and 530 sizes.
- Connecting link : MLJ

= Color Lineup =



Chrome



Black & Gold



Gold



Chamfered
Outer Plate



Chamfered
Inner Plate



Drilled Pin



CHAIN	PIN	PLATE THICKNESS		TENSILE	KG	WEAR LIFE	Seal	MAX cc	
	LENGTH MM	INNER MM	OUTER MM	KN	/100 L	INDEX STD. AS 100	Type	STREET / OFF-ROAD	
520ZN/3D	20.30	2.20	2.20	41.60	1.65	3,900	NX	1000	NA
525ZN/3D	22.65	2.40	2.40	44.50	1.85	4,000	NX	1200	NA
530ZN/3D	25.00	2.60	2.60	49.80	2.21	4,000	NX	1400	NA



HIGH POWER

SPR 525 CHAIN

Precision
Forged

Increased
Efficiency

Plate
Hole

Chamfered
Outer Plate

Chamfered
Inner Plate

Reinforced

NX
Ring

= Features =

- 525SPR chain has strength that exceeds that of the 530 size.
- This super-durable chain is the original equipment adopted as the only 525 chain that can withstand the 310 horsepower of the Kawasaki Ninja H2R.
- Cold-forged and chamfered outer and inner plates for maximum lightness and durability.
- Drilled holes on pins for lightness.
- Equipped with NX rings for longer life.
- Available in Gold and Black/Gold colors.
- Designed for use on 1000 -1400cc super sport bikes.
- Available in 520, 525 and 530 sizes.
- Connecting link : MLJ

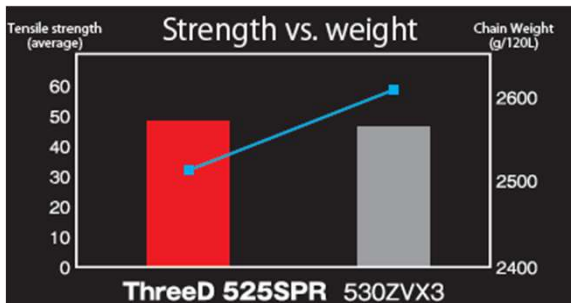
= Color Lineup =



Gold



Black & Gold



Chamfered
Outer Plate



Chamfered
Inner Plate



Drilled Pin



Used on Kawasaki H2

CHAIN	PIN	PLATE THICKNESS		TENSILE	KG	WEAR LIFE	Seal	MAX cc	
	LENGTH MM	INNER MM	OUTER MM	KN	/100 L	INDEX STD. AS 100	Type	STREET / OFF-ROAD	
525SPR/3D	23.35	2.6	2.6	48.0	2.08	4,000	NX	1,300	NA



ROAD RACING

520 VG RACING CHAIN

- Precision Forged
- Increased Efficiency
- Plate Hole
- Light Weight
- Chamfered Outer Plate
- Chamfered Inner Plate
- For Racing
- NX Ring

= Features =

- The 520VG is a high-performance, "high-spec road racing sealed chain" compatible with up to 1000cc, developed for top category road races such as MotoGP and the Suzuka 8 Hours.
- Cold-forged and chamfered outer and inner plates for maximum lightness and durability.
- Drilled holes on pins for lightness .
- The pin and roller surfaces have been specially shot peened (OXISO Fine Shot Peening) to improve fatigue strength, sliding performance, and wear resistance.
- Equipped with NX rings for longer life.
- Available in Chrome color only.
- Designed for use on up to 1000cc road racing bikes.
- 520 size only.
- Connecting link : MLJ

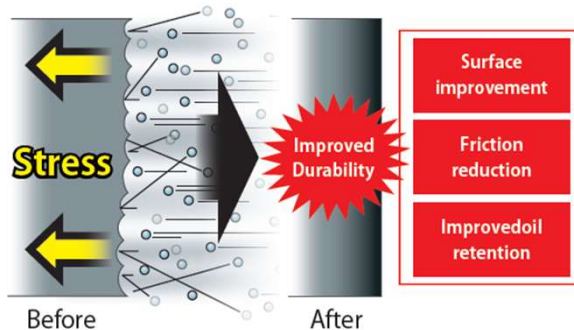
= Color Lineup =



Chrome / Steel

OXISO Fine Shot Peenings

Sprayed fine particles onto the surface to modified by the collision.



Chamfered Outer Plate



Chamfered Inner Plate



Drilled Pin



CHAIN	PIN	PLATE THICKNESS		TENSILE	KG	WEAR LIFE	Seal	MAX cc	
	LENGTH MM	INNER MM	OUTER MM	KN	/100 L	INDEX STD. AS 100	Type	STREET / OFF-ROAD	
520VG/3D	19.45	2.0	2.0	39.6	1.52	3,600	NX	1,000	NA



ROAD RACING

520R RACING CHAIN

- Precision Forged
- Increased Efficiency
- Light Weight
- Plate Hole
- Chamfered Outer Plate
- Chamfered Inner Plate
- Reinforced
- NX Ring

= Features =

- The 520R is used by MOTO2 Stylobike Yamaha Racing team.
- The lightest chain in ThreeD series, great for use in 600cc MOTO2, ST600 categories.
- Cold-forged and chamfered outer and inner plates for maximum lightness and durability.
- Drilled holes on pins for lightness.
- Equipped with NX rings for longer life.
- Available in Chrome color only.
- Designed for use on up to 750cc road racing bikes.
- 520 size only.
- Connecting Link : MLJ

= Color Lineup =



Chrome / Steel

Used by TEAM STYLO BIKE YAMAHA MOTO2 JUNIOR GP



Chamfered
Outer Plate



Chamfered
Inner Plate



Drilled Pin



CHAIN	PIN	PLATE THICKNESS		TENSILE	KG	WEAR LIFE	Seal	MAX cc	
	LENGTH MM	INNER MM	OUTER MM	KN	/100 L	INDEX STD. AS 100	Type	Road Racing	
520R/3D	18.60	1.8	2.0	35.0	1.44	3,400	NX	750	NA



MOTOCROSS / ENDURO

520MXR RACING CHAIN

- Precision Forged
- Increased Efficiency
- Light Weight
- Plate Hole
- CHR Pin
- Chamfered Outer Plate
- Chamfered Inner Plate
- Flat Edge Plate

= Features =

- The 520MXR is non-sealed racing chain designed for Motocross and ED racing use.
- Flat-plate edge finish for smooth contact with chain slider and chain guide on motocross and enduro bikes for less friction.
- Improved wear resistance due to CRH-treated pins.
- Cold-forged and chamfered outer and inner plates for maximum lightness and durability.
- Drilled holes on pins for lightness.
- Available in Chrome and Gold colors.
- Designed for use on up to 500cc 4-stroke and 250cc 2-stroke motocross and off-road bikes.
- 520 size only.
- Connecting link : SPJ




Chamfered Outer Plate



Chamfered Inner Plate



Drilled Pin

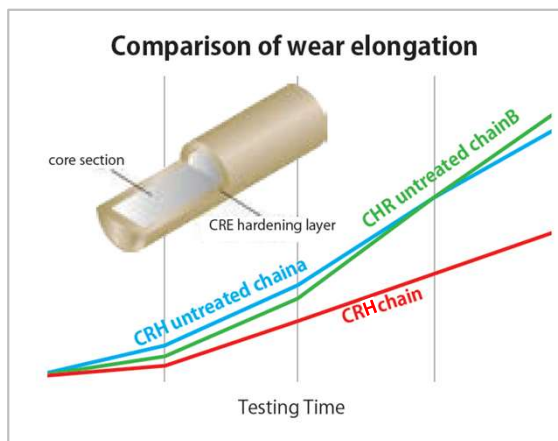


= Color Lineup =



Chrome / Steel

Gold



CHAIN	PIN	PLATE THICKNESS		TENSILE	KG	WEAR LIFE	Seal	MAX cc
	LENGTH MM	INNER MM	OUTER MM	KN	/100 L	INDEX STD. AS 100	Type	OFF-ROAD
520MXR/3D	17.5	2.0	2.0	38.5	1.41	450	-	250(2st) 500(4st)



RACING / ENDURO / SUPERMOTO

520RV RACING CHAIN

Precision
Forged

Increased
Efficiency

Light
Weight

Plate
Hole

Chamfered
Outer Plate

Chamfered
Inner Plate

For
Racing

NX
Ring

= Features =

- The 520RV is designed for Road racing, Enduro and Supermoto racing use.
- Cold-forged and chamfered outer and inner plates for maximum lightness and durability.
- Drilled holes on pins for lightness.
- Equipped with NX rings for longer life.
- Available Chrome and gold colors.
- Designed for use on up to 1000cc road racing bikes.
- 520 size only.
- Connecting link : MLJ

= Color Lineup =



Chrome / Steel



Gold



Chamfered
Outer Plate



Chamfered
Inner Plate



Drilled Pin



CHAIN	PIN	PLATE THICKNESS		TENSILE	KG	WEAR LIFE	Seal	MAX cc	
	LENGTH MM	INNER MM	OUTER MM	KN	/100 L	INDEX STD. AS 100	Type	STREET / OFF-ROAD	
520RV/3D	19.45	2.0	2.0	39.6	1.52	3,500	NX	1,000	750



STREET

LUXE SERIES CHAIN 520 / 525 / 530

ThreeD LUXE®

Precision
Forged

Increased
Efficiency

Light
Weight

Plate
Hole

Chamfered
Outer Plate

NX
Ring

= Features =

- The ThreeD “LUXE” series chain offers a better price point than the original ThreeD series.
- Cold-forged and chamfered outer plates for maximum lightness and durability.
- Drilled holes on pins for lightness.
- Holes are provided in the inner plates for maximum weight reduction.
- Equipped with NX rings for longer life.
- Available in Chrome, Gold and Black/Gold colors.
- Designed for use on 250cc -1100cc sport bikes.
- Available in 520, 525 and 530 sizes.
- Connecting link : MLJ

= Color Lineup =



Chrome / Steel



Gold



Black & Gold



Chamfered
Outer Plate



Drilled Pin



Lightening center hole
inner plate



CHAIN	PIN	PLATE THICKNESS		TENSILE	KG	WEAR LIFE	Seal	MAX cc	
	LENGTH MM	INNER MM	OUTER MM	KN	/100 L	INDEX STD. AS 100	Type	STREET / OFF-ROAD	
520L/3D	19.45	2.0	2.0	37.8	1.52	3,500	NX	750	NA
525L/3D	21.80	2.2	2.2	40.0	1.76	3,600	NX	1,000	NA
530L/3D	23.45	2.2	2.2	40.0	1.88	3,700	NX	1,100	NA



STREET

SRO SERIES CHAIN 520 / 525 / 530

Light
Weight

Plate
Hole

O Ring

= Features =

- The SRO series chains offer a value-priced O-ring chain that does not compromise on quality or durability.
- Holes are provided in the inner plate for maximum weight reduction.
- O-rings prevent water and mud from coming inside of chain and keep grease to lubricate the chain links.
- Available many sizes.
- Connecting link : MLJ, SKJ (excluding 530SROZ2 colors and 630SRO)

= Color Lineup =



Steel



Gold/Gold
(Excluding 630)



**EK Chain was the first in the world
to produce an O-ring motorcycle chain**



CHAIN	PIN	PLATE THICKNESS		TENSILE	KG	WEAR LIFE	Seal	MAX cc	
	LENGTH MM	INNER MM	OUTER MM	KN	/100 L	INDEX STD. AS 100	Type	STREET / OFF-ROAD	
420SRO	17.30	1.5	1.5	19.1	0.78	1,000	O	100	100
428SROZ	20.80	1.8	1.8	23.5	1.03	1,000	O	250	200
520SRO6	19.95	2.0	2.0	37.8	1.57	2,300	O	750	650
520SROZ2	20.80	2.2	2.2	40.0	1.76	2,400	O	750	650
525SROZ2	22.35	2.2	2.2	40.0	1.81	2,500	O	900	750
530SROZ2	24.00	2.2	2.2	40.0	1.92	2,500	O	1,000	750
630SRO	25.15	2.4	2.4	45.0	2.68	2,500	O	1,000	NA



LMX CHAIN 520

Light
weight

Plate
Hole

NX
Ring

For
Racing

= Features =

- Specially designed to improve the performance of motorcycles up to 350cc.
- Achieved a weight reduction of approximately 12% compared to the previous model (520SRX2).
- This is the lightest of our 520 series.
- Holes are provided in the inner plate for maximum weight reduction.
- Weight reduction is achieved by using an outer plate that is smaller than other chains.
- Use NX rings for low friction and has a long life.
- Available in Gold color only.
- Connecting link : MLJ, SKJ

= Color Lineup =



Gold/Gold



**Super Lightweight Design for
Street and Racing Bikes.**




HONDA
CBR250RR



Kawasaki
Ninja ZX-25R



YAMAHA
YZF-R25



CHAIN	PIN	PLATE THICKNESS		TENSILE	KG	WEAR LIFE	Seal	MAX cc	
	LENGTH MM	INNER MM	OUTER MM	KN	/100 L	INDEX STD. AS 100	Type	STREET / OFF-ROAD	
520LMX	18.60	1.8	1.8	30.7	1.40	3,000	NX	350	350



STREET

SRX SERIES CHAIN 420 / 428 / 520 / 525 / 530

Light
Weight

Plate
Hole

QX
Ring

SLJ Can
Be Used

* The SLJ screw joint link is not available for 420 and 428 sizes.

= Features =

- This is the best-selling product in the EK Chain series.
- It excels at balancing performance and cost-effectiveness, making it popular among many riders.
- Holes are provided in the inner plate for maximum weight reduction.
- Equipped with QX rings for longer life.
- Available in many sizes, 420, 428, 520, 525 and 530.
- Available in many colors.
- Joint Link : MLJ, SKJ (excluding 530 sizes)

= Color Lineup =



* In the 420 and 428 sizes, they are only available in steel and Gold/Gold colors.

SLJ(Screw Type Connecting Link)



*The SLJ link available in Steel and gold colors only.



Available many colors



Steel



Chrome



Gold/Gold



Black/Gold



Black/Black



Red/Silver



Blue/Silver



Green/Silver



Orange/Silver



CHAIN	PIN	PLATE THICKNESS		TENSILE	KG	WEAR LIFE	Seal	MAX cc	
	LENGTH MM	INNER MM	OUTER MM	KN	/100 L	INDEX STD. AS 100	Type	STREET / OFF-ROAD	
420SRX	16.80	1.5	1.5	20.5	0.77	2,400	QX	150	150
428SRX2	19.30	1.8	1.5	20.9	0.97	2,400	QX	250	200
520SRX2	19.95	2.0	2.0	37.8	1.54	3,300	QX	750	650
525SRX2	22.35	2.2	2.2	40.0	1.81	3,400	QX	1,000	750
530SRX2	24.00	2.2	2.2	40.0	1.92	3,500	QX	1,100	750



STREET SPORTS

MVXZ SERIES CHAIN 420 / 428 / 520 / 525 / 530

Light
Weight

Plate
Hole

QX
Ring

SLJ Link
Can Be
Used

= Features =

- EK's MVXZ QX Ring chain is the ideal replacement chain for any 600 to 1100cc street bike.
- High rigidity and durability due to thicker plates and large diameter pins.
- Holes are provided in the inner plate for maximum weight reduction.
- QX Rings help ensure high performance and from 1 1/2 to 2 times increased wear life compared to a standard O-Ring chain.
- Can be used unique screw joint, SLJ links with this chain.
- Connecting link : MLJ

= Color Lineup =



Steel



Gold/Gold



Black/Gold



SLJ(Screw Type Connecting Link)



*The SLJ link available in steel and gold colors only.



CHAIN	PIN	PLATE THICKNESS		TENSILE	KG	WEAR LIFE	Seal	MAX cc	
	LENGTH MM	INNER MM	OUTER MM	KN	/100 L	INDEX STD. AS 100	Type	STREET / OFF-ROAD	
520MVXZ2	20.80	2.2	2.2	40.0	1.74	3,400	QX	1000	750
525MVXZ2	22.75	2.2	2.4	41.8	1.89	3,500	QX	1100	NA
530MVXZ2	24.40	2.2	2.4	41.8	2.01	3,600	QX	1100	NA



SUPER SPORTS

ZVX SERIES CHAIN 420 / 428 / 520 / 525 / 530

Increased
Efficiency

Plate
Hole

Reinforced

NX
Ring

QX
Ring

SLJ Link
Can Be
Used

*The SLJ screw joint link is
not available for 428 sizes.

= Features =

- The ZVX series is a high strength grade chain from the EK brand.
- It offers high rigidity and durability, as required for large-displacement machines, for each chain size.
- Holes are provided in the inner plate for maximum weight reduction.
- QX(428ZVX) and NX(520/525/530ZVX) seal rings for longer life.
- A unique crews joint, the SLJ link, can be used, and it is available for 520, 525 and 530 chain sizes.
- Available in many colors.

*SLJ links are available for 520,525 and 530 sizes.

*The 428ZVX is equipped with QX seal rings.

= Color Lineup =



Steel



Gold/Gold



Black/Gold
(520/525/530)



Red/Silver
(520/525)



Blue/Silver
(520/525)



Green/Silver
(520/525)




Orange/Silver
(520/525)

SLJ(Screw Type Connecting Link)



*The SLJ link available in steel
and gold colors only.



@michael evans racing

2025 Isle of Man TT P2 at METZELER SUPERTWIN RACE 1 with ZVX chain.

CHAIN	PIN LENGTH MM	PLATE THICKNESS		TENSILE KN	KG /100 L	WEAR LIFE INDEX STD. AS 100	Seal Type	MAX cc	
		INNER MM	OUTER MM					STREET / OFF-ROAD	
428ZVX	20.80	2.0	2.0	29.5	1.15	2,700	QX	400 (single cylinder 600)	250
520ZVX3	20.80	2.2	2.4	41.8	1.80	3,900	NX	1,200	NA
525ZVX3	23.10	2.4	2.6	45.8	2.05	4,000	NX	1,300	NA
530ZVX3	24.70	2.4	2.6	48.9	2.18	4,000	NX	1,400	NA



MOTOCROSS / OFFROAD

SH / MRD SERIES CHAIN 415 / 420 / 428 / 520

Light Weight

Plate Hole

Reinforced

CRH Pin

For Racing

Non Sealed

= Features =

- A non sealed chain designed for motocross and off-road racing.
- Improved wear resistance due to CRH treatment pins.
- Holes are provided in the inner plate for maximum weight reduction.
- Available in many sizes, 415, 420, 428 and 520 for motocross and off-road racing bikes.
- Available in steel and gold colors.
- Connecting link : SPJ

= Color Lineup =

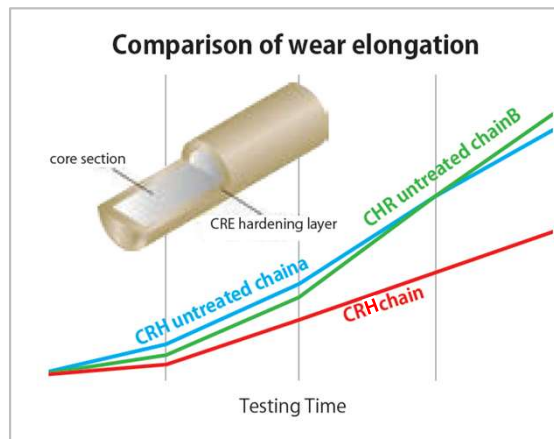


Steel



Gold/Gold

- *Plate holes is used for 520MRD7 and 520M3.
- *CRH pin is used for 428SHDR and 520MRD7.
- *520M3 available only gold color.



CHAIN	PIN	PLATE THICKNESS		TENSILE	KG	WEAR LIFE	Seal	MAX cc	
	LENGTH MM	INNER MM	OUTER MM	KN	/100 L	INDEX STD. AS 100	Type	STREET / OFF-ROAD	
415SH	13.00	1.5	1.5	18.6	0.56	200	-	80/NA	
420SH	17.30	2.0	2.0	23.1	0.91	200	-	NA	150
428SHDR	19.00	1.8	1.8	22.2	0.99	450	-	NA	125
520M3	17.50	2.0	2.0	36.5	1.36	450	-	NA	450
520MRD7	17.50	2.0	2.0	39.7	1.47	450	-	NA	250(2st) 500(4st)



ENDURO RACING / SUPERMOTO

520RRS RACING CHAIN

Light
Weight

Plate
Hole

NX
Ring

For
Racing

= Features =

- By adopting the NX seal rings, a longer chain life is achieved for off-road and Supermoto racing.
- Holes are provided in the inner plate for maximum weight reduction.
- NX seal rings make chain width thinner than other chain to make more clearance between chain and the tire, especially for super moto racing use.
- Available in gold color only.
- Connecting link : SKJ, MLJ

= Color Lineup =



Gold/Gold



CHAIN	PIN	PLATE THICKNESS		TENSILE	KG	WEAR LIFE	Seal	MAX cc	
	LENGTH MM	INNER MM	OUTER MM	KN	/100 L	INDEX STD. AS 100	Type	STREET / OFF-ROAD	
520RRS	18.60	1.8	2.0	35.0	1.52	3,400	NX	750	650



ROAD RACING

R SERIES CHAIN 415 / 520

Increased
Efficiency

Light
Weight

Plate
Hole

For
Racing

QX
Ring

NX
Ring

= Features =

- EK road race chains are made from highly durable materials and are used across a wide range of racing categories (JSB1000, EWC Suzuka 8 Hours, ST600) .
- Holes are provided in the inner plate for maximum weight reduction.
- NX(520RRX) and QX(415RRX) seal rings keep grease inside the chain for a longer life.
- The 415RR is a non-sealed chain for better efficiency.
- Available in gold color only.
- Connecting link : 415RR/SPJ, 415RRX/SKJ, 520RRX/MLJ

= Color Lineup =



Gold/Gold

*A QX ring is used on the 415RRX,

*An NX ring is used on the 520RRX.

*The 415RR chain is a non-sealed chain.



CHAIN	PIN	PLATE THICKNESS		TENSILE	KG	WEAR LIFE	Seal	MAX cc	
	LENGTH MM	INNER MM	OUTER MM	KN	/100 L	INDEX STD. AS 100	Type	STREET / OFF-ROAD	
415RR	13.70	1.5	1.5	20.5	0.69	450	-	125	85
415RRX	15.20	1.5	1.5	20.8	0.72	2,400	QX	250(4st)	NA
520RRX	19.55	2.0	2.0	37.8	1.56	3,700	NX	1000	NA



DRAG RACING

DRZ SERIES CHAIN 530 / 630

**CHR
Pin**

Reinforced

**For
Racing**

= Features =

- The thickness and size of the plates have been specially designed to withstand the unusually high loads of drag racing, making it the strongest chain in the 530 size.
- Improved wear resistance due to CRH-treated pins.
- This is a highly reliable, proven chain made specifically for drag racing.
- Available in 530 and 630 sizes.
- Steel color is available for all chains, 530DRZ chain is available in Steel and Chrome color.
- Connecting link : 530/SKJ, 630/SPJ

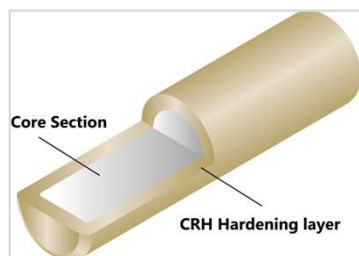
= Color Lineup =



Steel



Chrome
(Only for DRZ2)



CHR Pin



DRZ2 Steel



DRZ2 Chrome



CHAIN	PIN	PLATE THICKNESS		TENSILE	KG	WEAR LIFE	Seal	MAX cc
	LENGTH MM	INNER MM	OUTER MM	KN	/100 L	INDEX STD. AS 100	Type	DRAG RACE
530DR2	23.00	2.4	2.4	46.7	2.16	450	-	250HP
530DRZ2	24.80	3.2	2.6	51.1	2.43	450	-	300HP
630MS	25.15	3.2	3.2	52.8	3.08	200	-	500HP
630SHB	27.70	4.0	3.2	70.2	4.33	300	-	500HP
630SHBZ	41.60	4.0	3.2	133	7.36	350	-	750HP



STREET

SR SERIES CHAIN 420 / 428 / 520 / 525 / 530

Non
Sealed

Rein-
forced

= Features =

- A non-sealed, reinforced, durable chain.
- A unique protruding bushing design that is less prone to chain stiffening even during prolonged use.
- Treated with a special heat process to further enhance the strength of the plates.
- Available in many sizes.
- Connecting link : SPJ

= Color Lineup =



Steel



Gold/Gold
(420)



Gold



CHAIN	PIN	PLATE THICKNESS		TENSILE	KG	WEAR LIFE	Seal	MAX cc	
	LENGTH MM	INNER MM	OUTER MM	KN	/100 L	INDEX STD. AS 100	Type	STREET / OFF-ROAD	
420SR	16.30	1.5	1.5	20.1	0.75	200	-	110	110
428SR	17.40	1.5	1.5	21.8	0.90	200	-	125	125
520SR	18.50	2.0	2.0	35.6	1.47	200	-	450	450
525SR	20.20	2.0	2.0	35.6	1.55	200	-	450	450
530SR	21.30	2.0	2.0	35.6	1.69	200	-	550	550



STREET

ECO SERIES CHAIN 420 / 428 / 520 / 525 / 530

Solid
Bush

QX Ring
(520DEX)

= Features =

- It is an economical chain with competitive prices.
- By using "Solid Bushings", the inner diameter achieves high circularity, resulting in improved wear resistance.
- 520DEX sealed chain utilizes Japanese-made QX ring seals and high-performance grease.
- Available in many sizes, 420, 428, 520, 525 and 530.
- Available in gold color for 520/525/530DEX chains.
- Connecting link : 420-530 Non-sealed /SPJ, DEX/MLJ,SKJ

= Color Lineup =

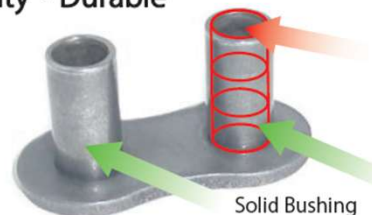


Steel



Gold
(DEX ONLY)

High Quality • Durable



Japanese Quality, Manufactured Overseas.



Gold color is available for DEX chains.

CHAIN	PIN	PLATE THICKNESS		TENSILE	KG	WEAR LIFE	Seal	MAX cc	
	LENGTH MM	INNER MM	OUTER MM	KN	/100 L	INDEX STD. AS 100	Type	STREET / OFF-ROAD	
420	14.60	1.5	1.5	19.1	0.72	100	-	80	80
428	16.60	1.6	1.6	19.5	0.87	100	-	100	80
420DEH	16.90	2.0	2.0	19.1	0.90	200	-	150	125
428DEH	17.80	1.8	1.8	21.8	0.96	200	-	150	125
520H	19.20	2.4	2.4	34.3	1.66	150	-	350	NA
525H	20.80	2.4	2.4	34.3	1.77	150	-	400	NA
530 (50D)	20.60	2.0	2.0	32.9	1.65	100	-	400	NA
520DEX	20.00	2.0	2.0	36.0	1.57	3,100	QX	500	500
525DEX	23.20	2.4	2.4	38.0	1.86	3,200	QX	750	650
530DEX	24.85	2.4	2.4	38.0	1.96	3,300	QX	900	700



RACING KART

RACING KART CHAIN 29HRD2 / 35R

Non
Sealed

Rein-
forced

For
Racing

= Features =

- Specially designed for Kart Racing.
- Made of fine quality material, assemble in EK Japan factory.
- Non sealed design for super less friction.
- Chromizing treatment on 29HRD pin for durability.
- Available in 29 and 35 sizes.
- Available in Steel, Silver/Silver, Silver/Brack and gold colors.

= Color Lineup =



Steel



Silver / Silver
(29HRD2)



Silver / Black
(35R)



Gold / Steel
(35RT)



CHAIN	PIN	PLATE THICKNESS		TENSILE	KG
	LENGTH MM	INNER MM	OUTER MM	KN	/100 L
29HRD2	12.40	1.35	1.35	11.00	0.25
35R	13.60	1.27	1.27	11.70	0.34



TOOL

CHAIN CUT & RIVET TOOL 420 / 428 / 520 / 525 / 530

Cut

Plate
Press


Rivet

= Features =

- This perfect and best chain tool is designed for cutting, pressing plate, and riveting ThreeD and KE chains.
- This one chain tool can reliably perform chain cutting, plate pressing, and chain riveting.
- With its heavy-duty construction, it can be use with not only hand tools but also impact wrenches for fast and smooth operations.
- The kit comes with tools for 415, 420, 428, 520, 525, 530 and 532 chains cut and riveting.
- Optional tools for 630 chain are available and sold separately.
- It is packed in a durable steel box for easy storage.

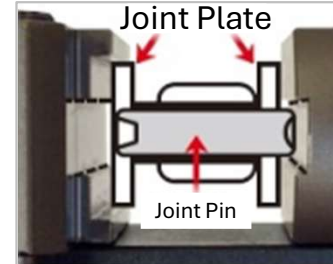


Cutting




The cutting block holds the joint pin against the chain pin to prevent it from breaking.

Pressing



The pressing block prevents over-pressing of the joint plate.

Riveting



An over-riveting prevention guide is used to prevent riveting pin breakage.



Used by Moto2 and WEC mechanics

Part Number	Description
CRT50AS	Cut & Rivet tool (Includes tools for #402 chains)
CRT50AS-401	Pin #40, for CRT50AS
CRT50AS-402	#40 Guide Plate
CRT50AS-403	#40 Plate Holder(A), Rivet
CRT50AS-404	#40 Plate Holder(B), cut
CRT50AS-501	Pin #50, for CRT50AS
CRT50AS-502	#50 Guide Plate
CRT50AS-503	#50 Plate Holder(A), Rivet
CRT50AS-504	#50 Plate Holder(B), cut
WCR-35/40	Cut & Rivetter 35/40S
WCR-50	Cut & Rivetter 50S
WCR-60	Cut & Rivetter 60S

CHAIN LUBRICATOR 420 / 428 / 520 / 525 / 530 CHAINS

Lubricate**= Features =**

- This product allows you to lubricate four specific areas at once with one hand : between the plates and in the gaps between the rollers.
- It can be used with not only EK chain oils but also other brands of chain spray cans that meet the specification. (Fig 1)
- It is made of lightweight plastic and is easy to handle.
- It can be used with chain cleaner to spray chain cleaner at a specific area.




Made of durable, lightweight plastic.



This can be used with a spray can for the sizes listed above.



It is easy to install, just replace the genuine spray nozzle with EK lubricator.



This product lubricates four specific areas at once.



This product makes it easy to apply chain cleaner and chain oil with one hand.

CONNECTING LINKS

You can choose the connecting link that best suits your needs.

MLJ(Rivet Type)



MLJ is the standard connecting link for sealed chains. Requires special riveting tool to install by press-fit the plates and mash the pin head. For more detailed information, you can find an introduction on YouTube through the QR code below.




Flare Dimensions of MLJ

Pin diameter (mm)	Product	Riveting width (mm)
φ4.50	428SROZ,428SRX2,428ZVX	φ4.7~4.8
φ5.38	520LMX,520SRO6,SROZ2,SRX2,MVXZ2,ZVX3,520RRS ThreeD LUXE L,ThreeD 520Z,525Z,520R,520VG,520RV	φ5.6~5.8
φ5.64	ThreeD 530Z,525SPR	φ5.8~5.9
φ5.95	630SRO	φ6.35

*The figures are for reference purposes.

*Replacing a chain and/or installing a connecting link are recommended to be performed by motorcycle shops, certified mechanics, or individuals with equivalent knowledge and experience in maintenance.



SKJ (Semi-Press Fit Clip Type)



Link plate is the semi-press type and require tools such as a pair of pliers.

SPJ (Clip Type)



SPJ is the standard connecting link for non-sealed chains. Link plate is the loose-fit type (clearance fit) and no special tools are required for pressing the plate.
* The sealed chains do not have SPJ settings. (For loose-type link plates, grease may leak between the pin and bushing.)

How to install SKJ/SPJ



① Set the connecting link pin into the chain.



② Attach the outer plate.
SKJ: semi-press fit type, won't be able to fit by hand
SPJ: loose type, can be installed without press-fitting



③ Use a pair of pliers to press-fit the SKJ outer plate.
* Press the outer plate gradually.



④ Attach the outer plate up to the groove where the clip fits, and then insert the clip.



* Attach the clip in the direction of the arrow.



⑤ Installation complete. Please verify the clip is securely seated in the groove.

SLJ CONNECTING LINKS

EK's screw type master links do not require any special tools for installation.

SLJ(Screw Type Connecting Link)



The sizes 520, 525, 530 are designated as options for the SRX2/MVXZ2/ZVX3 series for use as optional connectors.

Contents



Outer Plate with pins
: One piece



Outer Plate
: One piece



10 mm Nut
: Two pieces




Seal ring
: Four pieces

Plastic Tie : One piece




Grease
: One pack

- ① Spread the grease on surface of the outer plate with pins, the outer plate and four pieces of seal ring.
- ② Put two pieces of seal ring on the pins up to the bottom.




- ③ Insert the outer plate with pins into the bushings at the connection. Check if the insertion is complete.

Caution: Cut new chain to the proper length before connect.




- ④ Put two pieces of seal rings on the projecting pins.
- ⑤ Fit the outer plate onto it.

Caution: Stamp should be on the outside (exterior) of the chain.




- ⑧ Remove the nuts and check that the outer plate is completely pushed as shown Fig. 1. If the outer plate is NOT completely pushed as shown Fig. 2, repeat steps ⑥ and ⑦.



- ⑦ Tighten the right and left nuts with a wrench (10mm) by rotating 60° alternately to press the outer plate into the pins. Tighten the nuts completely until they won't move anymore.


(Work with fingers as well)
Caution: Excess load may break the groove of nuts and the nuts may not be able to be removed.



- ⑥ Screw the nuts on the pins finger tight only.



- ⑨ Screw the nut again at the point of Fig.3. Hold the nut with the wrench and snap off the pins.



(CAUTION)

- ※Grease is removed on the chain in this instruction to show the process clearly.
- ※The outer plate should be pressed completely. Incomplete press fitting may cause a serious accident.
- ※When the pins are not snapped off, the pins may contact with body of motorcycle. Even if the pins are snapped off, the pins might contact with body of motorcycle. Check the chain's contact with body of the motorcycle carefully.
- ※The outer plate and the outer plate with the pins are designed larger than the main parts of the chain to increase strength.
- ※These nuts are no-perforation in order to avoid excessive press fitting of the outer plate. But excessive load may cause breakage on nut's groove and the nut may not be able to be removed.

SAFETY INSTRUCTIONS

For a safe and fun motorcycle rider, regular maintenance is required.

⚠ Regular maintenance can prevent issues !

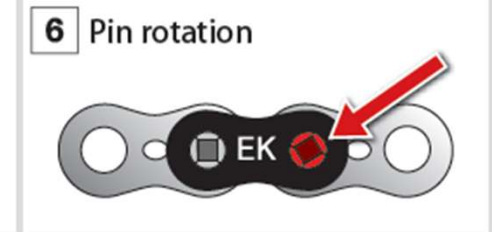

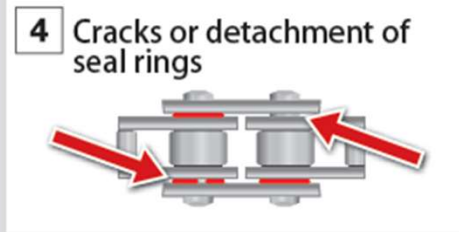
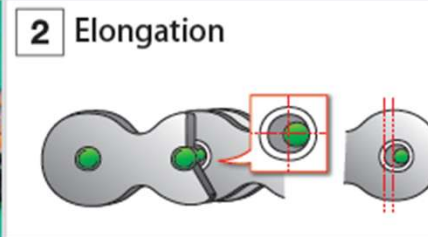
< Abnormal conditions requiring replacement >

<Guideline for replacement>

< sealed chains >
approx. 15,000 km to 30,000 km

< non-sealed chains >
approx. ~ 5,000 km

* Chain life varies based on factors such as usage environment, motorcycle type, maintenance frequency and maintenance method.



For safety usage <EK CHAIN LIMITED WARRANTY>

EK sealed chains are warranted against manufacturer's defects in material and workmanship up to 1 year or 10,000 miles, whichever occurs first. The warranty begins from the purchase date shown on the invoice/receipt.

This warranty is not applicable in any of the following cases.

- 1 .Any applications other than those recommended by EK Chain and motorcycle owner's manual
- 2 .Use in competitive events or in racing competitions
- 3 .Use on motorcycles that have been modified in any way
- 4 .Improper installment
- 5 .Maintenance neglect including but not limited to lack of or improper lubrication, sprocket misalignment and improper chain adjustment
- 6 .Normal wear

GUIDELINE FOR THE CHAIN CONDITIONS

Stains



clean, minimal dirt



dirt on the inner plate



dirt on the surface



severe dirt

Insufficient Lubrication



well-lubricated and in good condition



excess lubrication



dry surface, lack of lubrication



insufficient lubrication, roller wear

Rust



no rust, good condition



rust on pin/plate surface




seal ring's deterioration, pin/bushing wear, steel powder oxidizing



Stiffness Deterioration



good condition



stiff, begin to appear irregularities



chain not flexure, line misalignment



seal ring failure, chain stiffness

safe

danger



株式 江沼チェーン製作所
会社

ENUMA CHAIN MFG. CO.,LTD

300, Kamikawasaki-machi, Kaga-shi
Ishikawa, 922-8678 Japan

Phone : +81-761-72-0286 FAX : +81-761-72-1377

www.enuma.co.jp

